



MAXON
BATTERIES



MEVG-1275

Maxon EV Gel Cell Series

SPECIFICATIONS

Nominal Voltage	12V	
Design Floating Life @ 25°C	12 Years	
Nominal Capacity @ 25° (20 hour rate @ 7.75)	155Ah	
Capacity @ 25°C	10 hour rate (14.75A)	145Ah
	5 hour rate (25.1A)	125Ah
	3 hour rate (36.6A)	110Ah
Internal Resistance	Full Charged Battery @ 25°C	≈3.10mΩ
Ambient Temperature	Discharge	20° - 55°
	Charge	20° - 55°
	Storage	20° - 55°
Capacity affected by Temperature (10 hour rate)	40°C	103%
	25°C	100%
	0°C	86%
	-15°C	67%
Self-Discharge @ 25°C per Month	3%	
Charge (Constant Voltage) @ 25°C	Standby Use	Initial Charging Current Less than 38.75A Voltage 13.6-13.8V
	Cycle Use	Initial Charging Current Less than 38.75A Voltage 14.1-14.4V



12V Voltage	155Ah Capacity	Gel Technology	Deep Cycle
-----------------------	--------------------------	--------------------------	----------------------

Maxon EV Gel Cell Series provide superior integrity and reliability. The MEVG range are specially designed for frequent high current deep discharge.

They adopt the advance German made Envonik Sio2 GEL technology with high purity raw material, thick plate construction, special grid alloy and paste formula and high temperature curing technology.

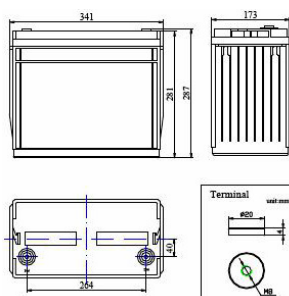
This makes Maxon EV Gel Cell batteries an excellent choice for high performance in high load situation and robust industrial applications

GENERAL FEATURES

- Vibration resistant design
- Sealed and maintenance free operation
- Safety valve installation for explosion proof
- Low self-discharge characteristic
- Thick Plate design with advance PVC separators
- Lead Aluminium calcium Tin alloy high energy, prevent corrosion

DIMENSIONS & WEIGHT

Length (mm)	341
Width (mm)	172
Height (mm)	283
Total Height (mm)	287
Weight (kg)	43.5



APPLICATIONS

- Golf Cart
- Fork Lifts
- Floor Sweepers
- Off Grid Home Solar
- Marine
- Caravan, Camper Van and 4WD

Marine	Solar	
Caravans	Mobility	CERTIFIED ISO 9001 ISO 14001 PRODUCER

COMPLIED STANDARDS

IEC 60896-21/22	JIS C8704
IEC61427	BS6290 part4
GB/T 19638	CE/ISO

BATTERY DISCHARGE TABLE

Discharge Constant Current per Cell (Amperes at 25°C)

F.V/Time	5min	10min	15min	30min	45min	1h	1.5h	2h	3h	5h	8h	10h	20h
10.20	460	351	264	139.6	129.9	91.4	72.1	60.4	37.9	26.3	18.70	14.90	7.81
10.50	409	321	247	134.2	124.5	87.7	69.3	58.2	36.6	25.1	17.69	14.75	7.75
10.80	380	292	232	129.9	118.0	84.0	66.5	56.0	35.4	24.0	16.81	14.56	7.64

Discharge Constant Power per Cell (Watts at 25°C)

F.V/Time	5min	10min	15min	30min	45min	1h	1.5h	2h	3h	5h	8h	10h	20h
10.20	4574	3873	2787	1751	1315	1143	833	627	468	302	224	191	99.5
10.50	4399	3288	2501	1710	1286	1126	820	606	452	292	221	184	96.4
10.80	4091	3069	2389	1673	1243	1074	784	586	437	283	218	175	94.3

Note: The above data are average values, and can be obtained within 3 charge/discharge cycles. These are not minimum values. Cell and battery designs/specifications are subject to modification without notice.

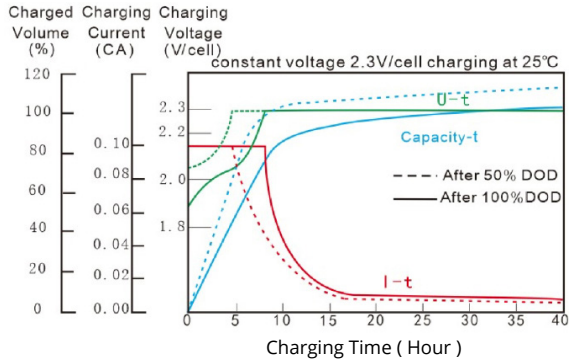
BENEFITS

- ✓ High performance Gel
- ✓ Designed for deeper discharge
- ✓ Maintenance free , fully sealed
- ✓ Impact & fire-resistant ABS case
- ✓ Up to 2 years warranty
- ✓ Resistant to heavy vibrations
- ✓ Relief valve with flame integrated arrestors
- ✓ Low self-discharge
- ✓ Excellent for energy storage
- ✓ Excellent for Mobility applications
- ✓ Recyclable
- ✓ Green Energy

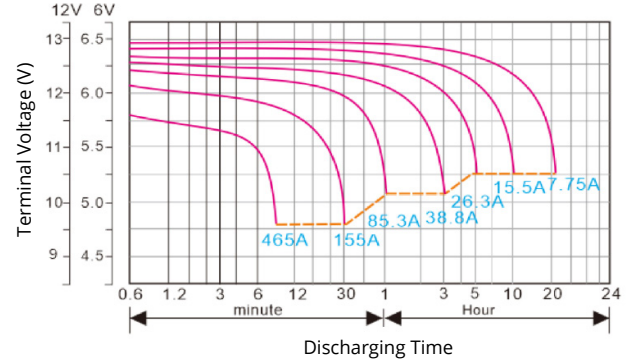


PERFORMANCE CHARACTERISTICS

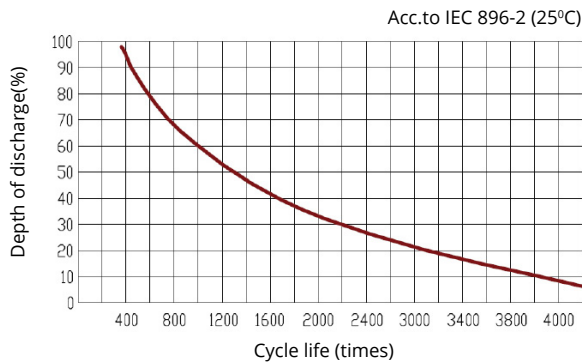
Charge Characteristics (25°C/77°F)



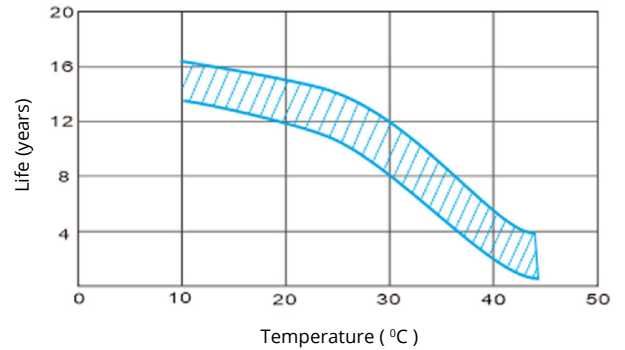
Discharge Characteristic (25°C/77°F)



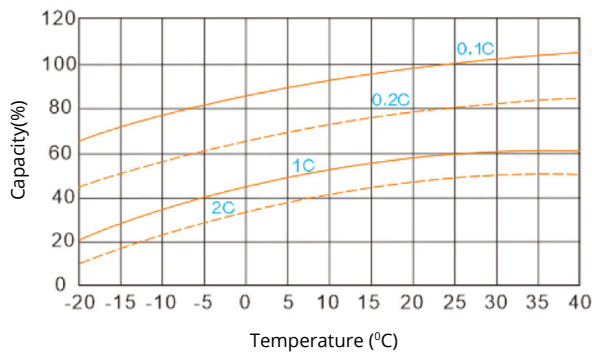
Charge Characteristics (25°C/77°F)



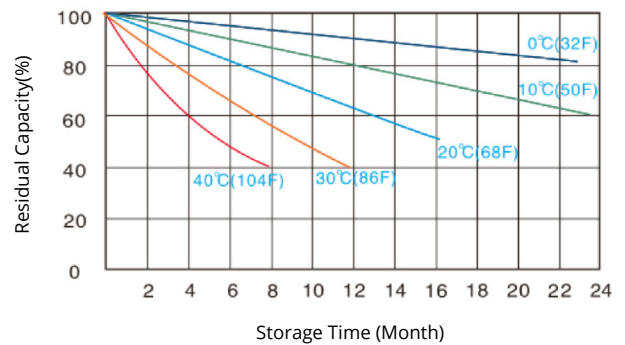
Temperature vs Float Life



Capacity Curve At Different Temperature



Self Discharge Characteristics



BATTERY CONSTRUCTION

Component	Positive plate	Negative plate	Container & Cover	Safety valve	Terminal	Separator	Electrolyte	Pillar seal
Features	Thick high Sn low Ca grid with special paste	Balanced Pb-Ca grid for improved recombination efficiency	Fire resistance ABS (UL94-V0)	Flame Si-Rubber and aging resistance	Female Copper Insert M8	Advanced PVC separators	Silicon Gel import from Germany	Two layers epoxy resin seal